

Scaled data based on original data using  
LM-79-08 Approved Method: Electrical and Photometric Measurements of Solid-  
State Lighting Products

Test Report Prepared for  
Cooper Lighting Solutions  
(formerly Eaton)

Brand: McGRAW-EDISON

Report Number: P385406

Luminaire Tested: **GWC-SA1A-722-U-SL3-HSS**

Issue Date: 3/3/2020

**Test Information**

Test Method: LM-79-08  
Report Number: P385406  
TEST IS SCALED FROM IESNA LM-79-08 TEST DATA (G2-1903-205-23)  
Test Lab: INNOVATION CENTER  
Issue Date: 3/3/2020  
Manufacturer: COOPER LIGHTING SOLUTIONS (FORMERLY EATON)  
Product Line: MCGRAW-EDISON  
Catalog Number: GWC-SA1A-722-U-SL3-HSS  
Description: GALLEON WALL LUMINAIRE  
(1) 70 CRI, 2200K, 615mA LIGHTSQUARE WITH 16 LEDS AND TYPE III SPILL  
LIGHT ELIMINATOR OPTICS WITH HOUSE SIDE SHIELD  
Light Source: -  
Ballast/Driver: ELECTRONIC DRIVER

**Summary**

Lumens per Lamp: N/A  
Luminaire Lumens: 3126 lumens  
Efficiency: N/A  
Efficacy: 91.9 lumens/watt  
Luminous Opening: Rectangular (W 0.5' x L: 0.5' x H: 0')  
IES Classification: Type III - Medium  
BUG Rating: B0 - U0 - G1

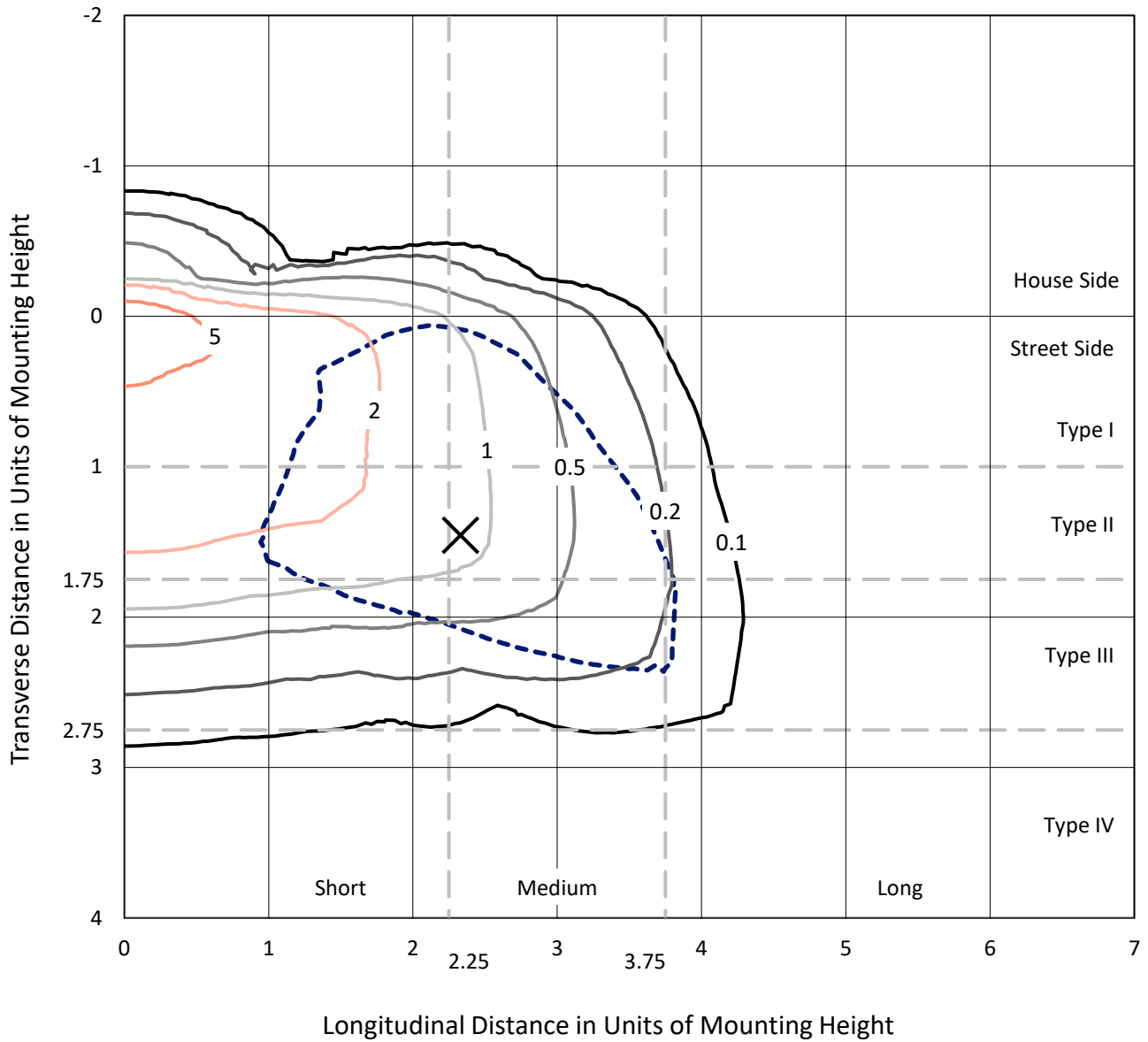
Input Watts (W): 34  
Input Voltage (V): NR  
Input Current (A<sub>in</sub>): NR  
Voltage Rise (V): NR  
Power Factor: NR  
Total Harmonic Distortion (THDi): NR  
Frequency (hertz): 60  
Stabilization Time: NR  
Operation Time: NR  
Ambient Temperature (°C): NR  
Test Distance: 24 FT



REPORT NUMBER: P385406  
 CATALOG NUMBER: GWC-SA1A-722-U-SL3-HSS

### Iso-Footcandle Lines of Horizontal Illumination

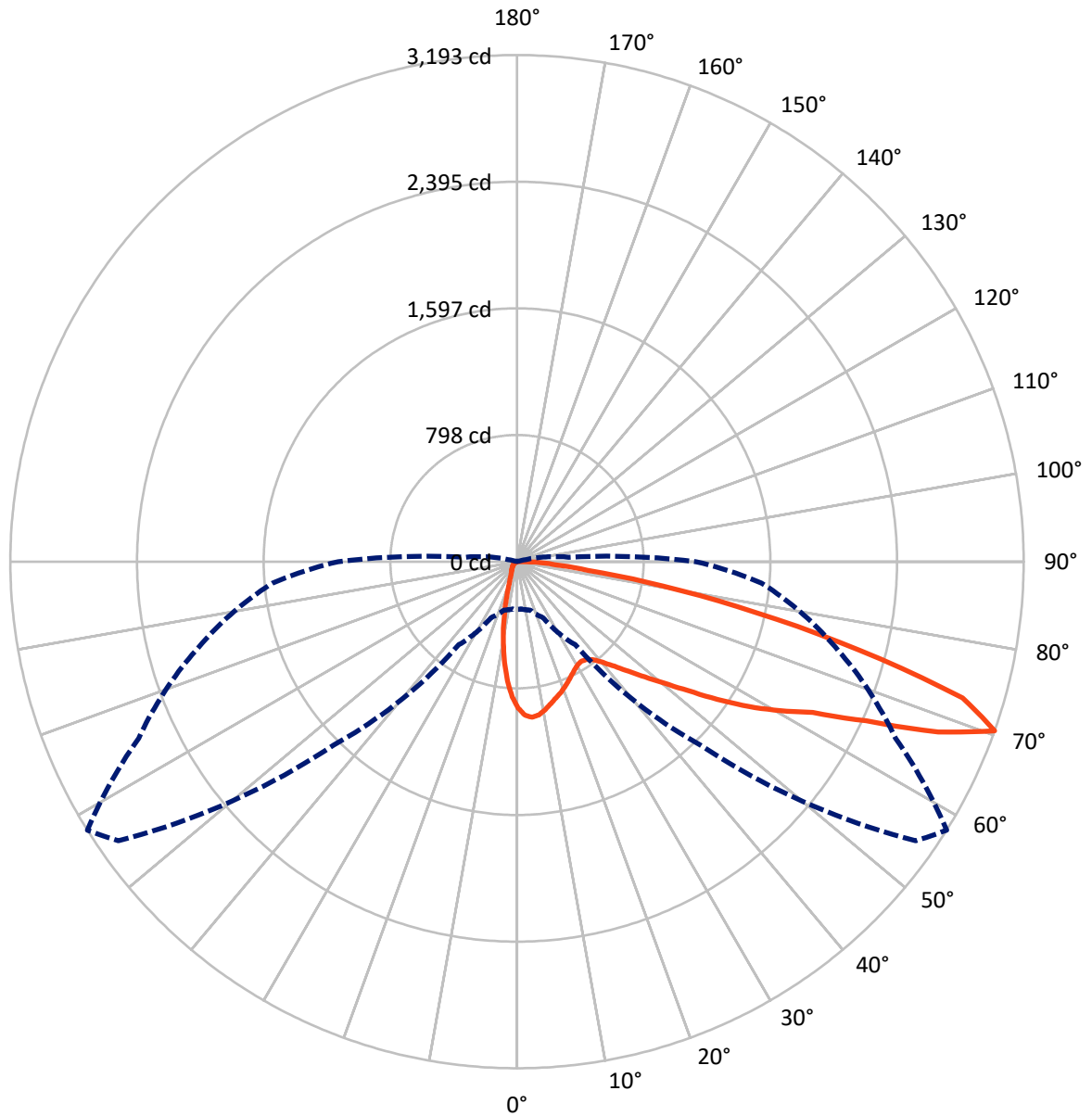
× Max cd  
 - - - 1/2 Max cd



Based on 10 foot mounting height. Maximum calculated value = 9.4 fc  
 Type III - Medium - N/A

REPORT NUMBER: P385406  
CATALOG NUMBER: GWC-SA1A-722-U-SL3-HSS

### Luminous Intensity Polar Plot



— Vertical Plane Through 58-Deg Lateral    - - - Horizontal Cone Through 70-Deg Vertical

REPORT NUMBER: P385406

CATALOG NUMBER: GWC-SA1A-722-U-SL3-HSS

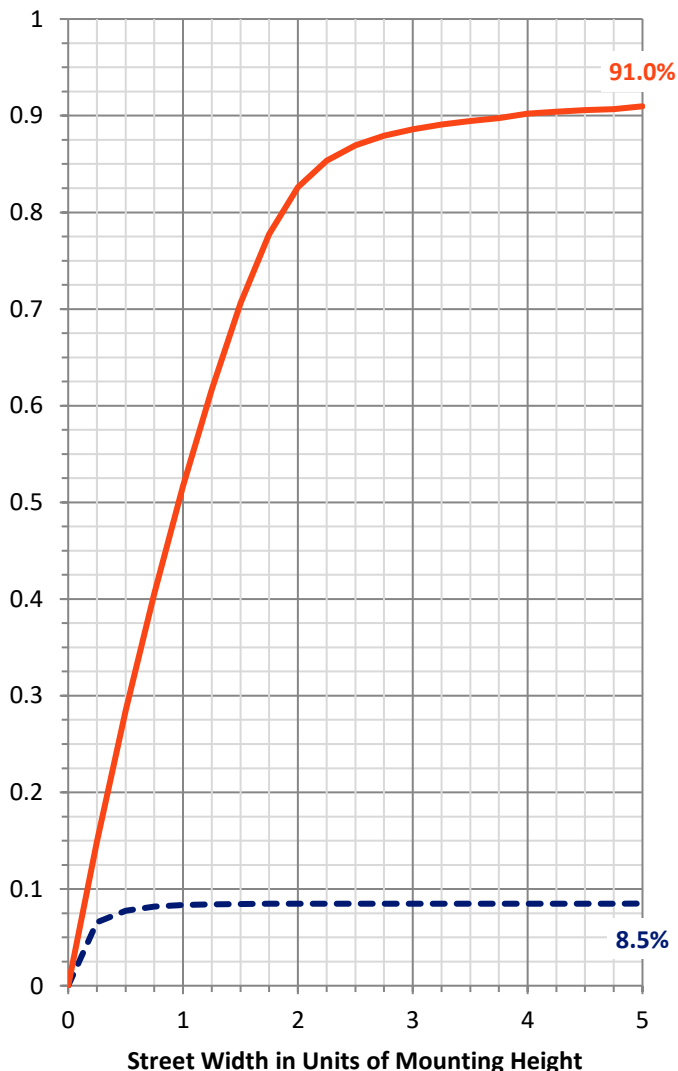
**FLUX DISTRIBUTION:**

		Downward	Upward	Total
<b>House Side</b>	Lumens	267.5	0.0	267.5
	% Fixture	8.6	0.0	8.6
<b>Street Side</b>	Lumens	2858.5	0.0	2858.5
	% Fixture	91.4	0.0	91.4
<b>Total</b>	Lumens	3126.0	0.0	3126.0
	% Fixture	100.0	0.0	100.0

**ZONAL LUMENS:**

Zone	Lumens	% Fixture
0°-10°	75.5	2.4
10°-20°	158.5	5.1
20°-30°	208.3	6.7
30°-40°	275.9	8.8
40°-50°	412.4	13.2
50°-60°	660.7	21.1
60°-70°	832.8	26.6
70°-80°	449.2	14.4
80°-90°	52.6	1.7
90°-100°	0.0	0.0
100°-110°	0.0	0.0
110°-120°	0.0	0.0
120°-130°	0.0	0.0
130°-140°	0.0	0.0
140°-150°	0.0	0.0
150°-160°	0.0	0.0
160°-170°	0.0	0.0
170°-180°	0.0	0.0
0°-90°	3126.0	100.0
0°-180°	3126.0	100.0

**Coefficient of Utilization**



REPORT NUMBER: P385406

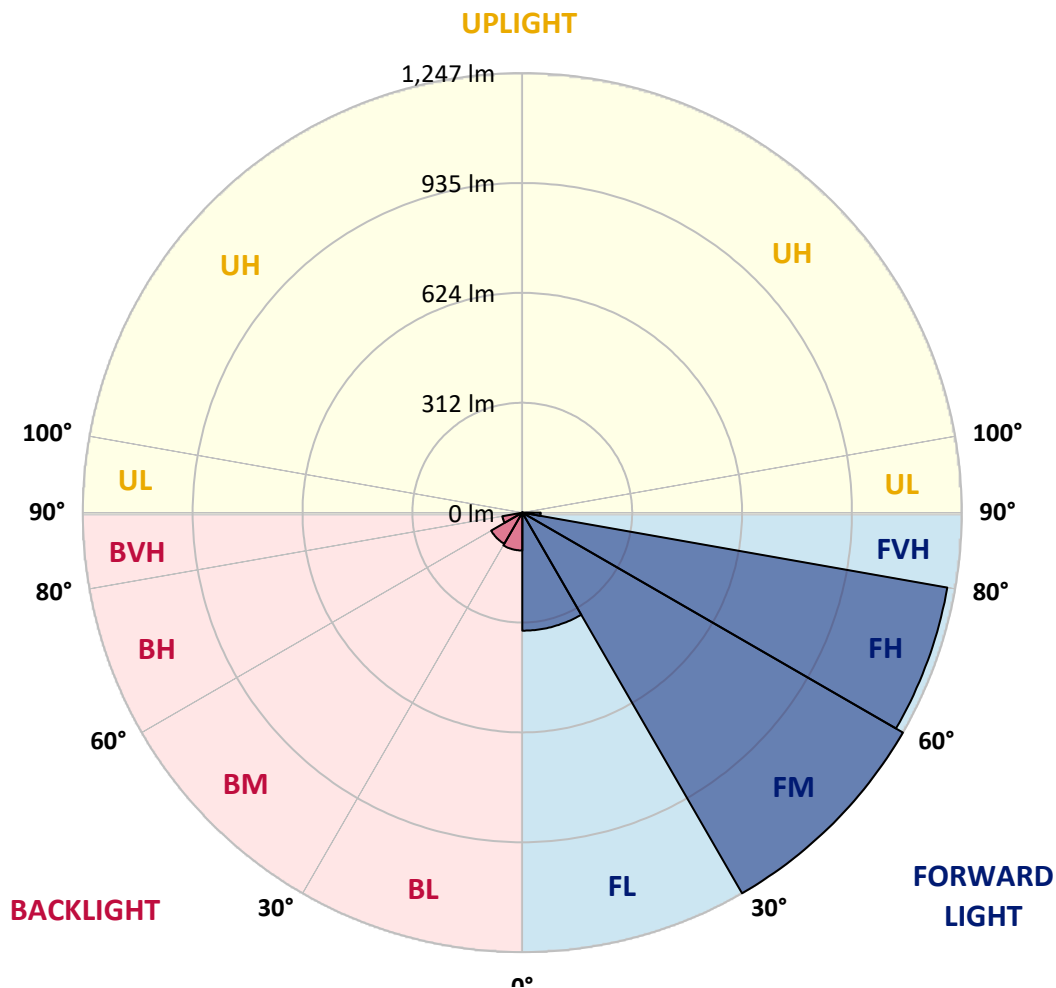
CATALOG NUMBER: GWC-SA1A-722-U-SL3-HSS

**LUMINAIRE CLASSIFICATION SYSTEM LUMEN TABLE AND BUG RATING:**

Zone	Lumens	% Fixture	Zone Rating/Lumen Limit		
			B	U	G
FL (0°-30°)	334.9	10.7			
FM (30°-60°)	1247.0	39.9			
FH (60°-80°)	1224.5	39.2			G1/1800
FVH (80°-90°)	52.1	1.7			G1/100
BL (0°-30°)	107.5	3.4	B0/110		
BM (30°-60°)	102.1	3.3	B0/220		
BH (60°-80°)	57.5	1.8	B0/110		G0/110
BVH (80°-90°)	0.5	0.0			G0/10
UL (90°-100°)	0.0	0.0		U0/0	
UH (100°-180°)	0.0	0.0		U0/0	

**BUG Rating: B0-U0-G1**

Type III Medium





REPORT NUMBER: P385406

CATALOG NUMBER: GWC-SA1A-722-U-SL3-HSS

**CANDELA DISTRIBUTION (FULL):**

	0°	5°	15°	25°	35°	45°	55°	58°	65°	75°	85°
0°	923.4	923.4	923.4	923.4	923.4	923.4	923.4	923.4	923.4	923.4	923.4
2.5°	1000.0	997.5	996.6	995.0	989.0	983.2	971.6	968.4	961.1	943.8	925.5
5°	1000.7	1000.6	1003.3	1002.7	1000.6	997.9	989.6	985.3	972.9	948.2	914.7
7.5°	952.5	955.0	961.1	966.0	971.8	979.2	980.2	976.0	965.9	939.3	894.8
10°	887.8	891.7	900.3	910.0	925.0	939.8	953.0	952.5	949.0	922.8	870.9
12.5°	822.9	827.5	837.4	851.8	873.0	897.1	920.8	924.1	929.9	907.9	848.8
15°	766.1	770.0	779.8	797.5	823.7	856.2	890.9	896.9	912.0	896.4	830.3
17.5°	717.9	720.4	727.5	747.1	777.6	816.9	862.1	873.8	896.2	887.3	814.3
20°	684.2	684.6	689.3	703.1	733.5	777.6	832.2	848.9	879.6	879.5	797.8
22.5°	667.6	666.3	667.2	675.1	697.5	740.0	802.3	822.1	864.7	872.8	781.1
25°	664.5	663.4	660.8	661.9	675.4	707.1	772.1	795.1	851.5	868.8	766.5
27.5°	674.2	675.3	670.8	666.2	667.2	685.8	745.3	772.0	840.9	868.8	756.2
30°	693.9	694.4	691.1	685.0	676.8	679.8	726.7	753.4	835.5	874.8	749.7
32.5°	715.6	718.4	718.0	713.1	701.4	689.3	722.3	746.6	835.1	888.0	749.1
35°	742.5	745.7	751.2	750.1	737.9	718.0	737.4	756.5	842.8	909.9	756.1
37.5°	771.1	776.0	787.7	793.3	785.4	762.9	771.2	784.8	863.4	945.2	773.9
40°	798.8	804.3	825.7	847.6	841.6	818.5	822.4	833.3	899.9	996.1	807.7
42.5°	825.9	834.2	865.6	901.7	908.8	890.4	892.5	901.2	954.1	1066.0	863.0
45°	858.4	867.8	914.2	958.8	977.9	969.8	978.6	984.4	1024.9	1158.4	937.4
47.5°	906.1	916.9	973.8	1024.7	1058.2	1063.4	1081.2	1085.0	1114.5	1266.0	1034.5
50°	999.2	1002.2	1053.6	1099.8	1148.1	1179.3	1199.6	1202.5	1222.9	1383.7	1155.8
52.5°	1116.3	1118.3	1147.4	1178.3	1233.3	1297.0	1344.4	1348.5	1352.7	1498.3	1275.5
55°	1232.6	1232.4	1251.6	1269.8	1332.7	1425.3	1528.2	1530.7	1499.9	1607.1	1367.0
57.5°	1305.3	1312.3	1341.6	1365.0	1452.8	1571.5	1714.4	1723.5	1654.4	1687.7	1457.5
60°	1282.2	1285.5	1350.4	1437.0	1602.4	1779.3	1902.7	1905.0	1770.6	1768.2	1571.9
62.5°	1092.4	1094.2	1196.1	1374.6	1678.2	2048.9	2129.9	2091.8	1904.3	1879.8	1708.8
65°	748.7	760.5	845.7	1066.3	1539.0	2218.0	2481.7	2418.6	2107.9	2040.7	1832.5
67.5°	440.9	438.4	480.6	643.0	1130.3	2105.7	2926.6	2863.9	2385.7	2148.5	1796.2
70°	301.2	299.5	315.6	389.3	638.1	1633.5	3066.6	3193.1	2631.0	2076.0	1545.9
72.5°	215.0	215.9	239.7	302.5	400.6	951.7	2637.1	2936.5	2554.2	1809.8	1175.1
75°	146.0	148.4	182.5	248.1	351.2	484.2	1871.4	2232.2	2079.9	1315.3	675.4
77.5°	78.5	81.2	121.4	199.9	317.6	336.4	1203.8	1536.3	1306.5	591.3	195.8
80°	32.8	34.3	56.8	145.3	274.4	295.5	708.3	931.6	556.7	116.6	43.7
82.5°	14.2	14.9	23.7	86.7	205.1	249.4	375.0	448.2	168.7	25.6	22.0
85°	2.7	2.9	9.7	45.9	130.9	140.8	243.1	238.3	75.8	11.0	16.0
87.5°	0.0	0.0	2.3	14.4	38.5	76.7	148.3	146.5	25.7	5.3	6.0
90°	0.0	0.0	0.0	0.0	0.0	0.0	0.0	0.0	0.0	0.0	0.0



REPORT NUMBER: P385406  
 CATALOG NUMBER: GWC-SA1A-722-U-SL3-HSS

**CANDELA DISTRIBUTION (continued):**

	90°	95°	105°	115°	125°	135°	145°	155°	165°	175°	180°
0°	923.4	923.4	923.4	923.4	923.4	923.4	923.4	923.4	923.4	923.4	923.4
2.5°	916.1	907.2	888.3	865.0	847.2	827.6	812.0	792.3	783.7	784.1	779.4
5°	895.6	877.1	835.4	782.8	742.2	700.4	664.3	628.5	607.3	600.4	593.9
7.5°	866.2	837.0	770.4	689.3	620.7	553.6	495.2	443.9	411.4	395.5	389.7
10°	833.1	792.0	695.7	588.8	490.8	400.1	324.4	258.7	232.4	214.6	210.1
12.5°	804.0	748.3	622.6	485.7	369.4	260.0	187.8	146.9	129.1	122.1	120.9
15°	776.5	707.5	552.3	392.4	255.8	160.0	119.5	105.5	101.4	100.2	100.2
17.5°	750.7	668.6	483.5	300.5	169.2	112.2	98.9	95.8	94.5	94.4	94.5
20°	723.6	629.8	415.9	220.2	118.2	95.0	91.4	89.7	89.3	89.3	89.3
22.5°	697.8	590.9	350.2	157.3	94.8	86.7	84.9	83.7	83.3	83.2	82.9
25°	672.9	554.0	286.0	111.1	83.2	79.4	77.9	76.3	75.1	74.5	74.1
27.5°	652.5	521.1	226.2	89.2	75.1	71.9	69.9	67.6	64.7	63.4	62.9
30°	636.3	491.1	174.3	75.3	67.6	64.3	61.4	57.3	53.2	51.0	50.8
32.5°	623.5	461.6	132.3	66.6	60.8	56.8	52.5	47.4	42.6	40.2	40.0
35°	617.3	435.6	101.1	60.2	54.9	49.8	44.5	38.9	34.2	31.8	31.6
37.5°	621.5	413.6	78.9	54.9	49.8	43.9	37.7	31.8	27.7	25.6	25.5
40°	636.7	399.6	64.1	50.3	45.5	38.3	31.6	26.1	22.6	20.9	20.8
42.5°	669.0	394.4	54.7	46.5	41.3	33.1	26.3	21.6	18.3	17.2	16.9
45°	723.1	402.0	48.4	42.9	37.0	28.2	21.7	17.7	14.8	13.9	13.8
47.5°	795.1	422.2	43.8	39.4	33.1	23.8	18.1	14.3	12.1	11.2	11.0
50°	887.9	454.2	40.0	35.9	29.5	20.1	14.9	11.3	9.4	8.7	8.7
52.5°	988.9	492.2	36.7	32.6	25.9	16.8	12.1	8.7	7.4	6.6	6.6
55°	1072.4	525.5	33.0	30.2	21.4	13.9	9.2	6.6	5.5	5.1	5.1
57.5°	1155.7	561.0	28.9	25.9	17.2	11.3	7.0	4.9	4.0	3.8	3.8
60°	1263.7	604.4	24.8	21.1	13.5	8.6	5.2	3.5	3.0	2.9	2.9
62.5°	1382.5	629.9	21.2	16.9	10.5	6.4	3.8	2.3	2.2	2.2	2.1
65°	1455.2	593.9	17.8	13.5	8.2	4.8	2.5	1.7	1.9	1.8	1.6
67.5°	1362.5	465.0	14.6	10.5	6.4	3.6	1.6	1.2	2.1	1.7	1.3
70°	1128.1	325.5	11.3	7.4	5.1	3.1	1.0	0.8	2.2	1.7	1.0
72.5°	844.2	217.9	9.0	4.9	3.8	2.7	0.9	0.4	1.9	1.4	0.9
75°	461.3	87.7	7.1	3.1	2.3	1.9	0.6	0.3	1.3	1.0	0.6
77.5°	121.4	23.1	5.2	2.1	1.3	0.8	0.4	0.1	0.6	0.5	0.3
80°	30.9	9.0	3.4	1.4	0.9	0.4	0.0	0.0	0.1	0.0	0.0
82.5°	16.5	3.8	2.1	1.0	0.5	0.0	0.0	0.0	0.0	0.0	0.0
85°	12.5	2.5	1.2	0.6	0.1	0.0	0.0	0.0	0.0	0.0	0.0
87.5°	4.8	0.8	0.4	0.0	0.0	0.0	0.0	0.0	0.0	0.0	0.0
90°	0.0	0.0	0.0	0.0	0.0	0.0	0.0	0.0	0.0	0.0	0.0



Signify Classified - Internal  
Cooper Lighting Solutions Photometric Lab  
1121 Highway 74 South  
Peachtree City, GA 30269

Scaled Data Report



Report Generated By 670245982

Signify Classified - Internal  
Cooper Lighting Solutions Photometric Lab  
1121 Highway 74 South  
Peachtree City, GA 30269

Scaled Data Report



Signify Classified - Internal  
Cooper Lighting Solutions Photometric Lab  
1121 Highway 74 South  
Peachtree City, GA 30269

Scaled Data Report



Signify Classified - Internal  
Cooper Lighting Solutions Photometric Lab  
1121 Highway 74 South  
Peachtree City, GA 30269

Scaled Data Report





--- HS — SS

Signify Classified - Internal  
Cooper Lighting Solutions Photometric Lab  
1121 Highway 74 South  
Peachtree City, GA 30269

Scaled Data Report



u

Signify Classified - Internal  
Cooper Lighting Solutions Photometric Lab  
1121 Highway 74 South  
Peachtree City, GA 30269

Scaled Data Report



Signify Classified - Internal  
Cooper Lighting Solutions Photometric Lab  
1121 Highway 74 South  
Peachtree City, GA 30269

Scaled Data Report



(END OF REPORT)